

24
MORNINGSIDE ADDN.
P.V. 7 P.44

DICKSON ST. 60'

1

2

3

4

5

6

7

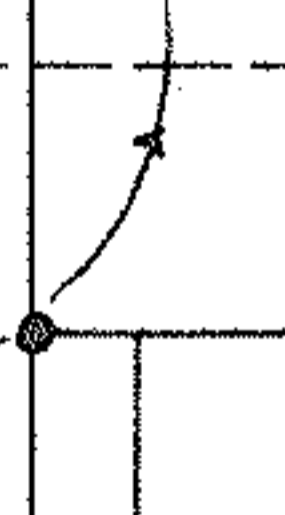
8

EASTERN HEIGHTS SUBD.
P.V. 14 P. 25

I.P.

I.P. 60±

I.P.



412.35

N. 0° 12' 10" E. 661.67

249.32'

24.4±

55±

400.00'

EXISTING STORM SEWER EASEMENT TO VILLAGE OF WELLINGTON




58±

ASPHALT PARKING

MEDICAL BUILDING

ASPHALT

GRAVEL



DAVID J. & ELEANOR F. PERSONS
V. 1193 P. 477

N. 89° 47' 50" W. 400.02'

S. 89° 47' 50" W. 400.00'

N. 89° 47' 50" W. 400.00'

REL. 1
3.8069 AC.

REL. 2
2.2894 AC.

HOSPITAL

210±

I.P.

I.P. 60±

I.P.

416.79'

S. 0° 12' 10" W. 666.11'

249.32'

300

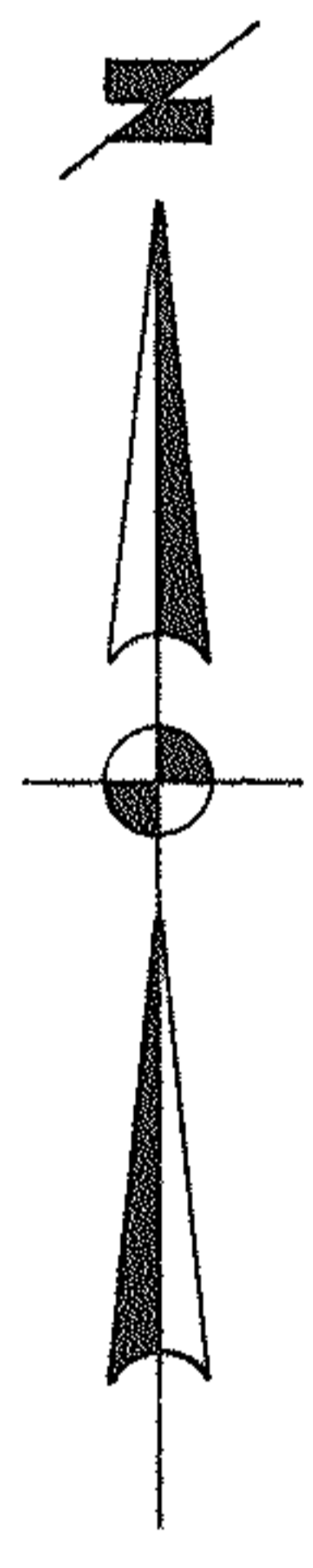
I.P.

18-00-022-B
18-00-022-115-017-018

JAMES M. LAWSON
V. 1377 P. 641

DELBERT & LOIS AUBLE
V. 1219 P. 926

SURVEY FOR



SOUTHERN LORAIN COUNTY HOSPITAL ASSN.

PART OF O.L. 22 WELLINGTON TWP.
COUNTY OF LORAIN

VILLAGE OF WELLINGTON
STATE OF OHIO

SCALE 1"=40'
OCT. 4, 1990
LAWSON • SIMON • CAHL & ASSOC.
ENGINEERS
106 MIDDLE AVE. ELYRIA, O. 44035
216-322-7625

JOB NO. 90-1967