


SEE 6-108

310.06



-074  
3.06 A.

503.32  
504.10

89°32' CORP.  
410 ELYRIA CITY  
NORTH RIDGEVILLE

202.59  
207.47  
06-25-007-900-003  
202.36  
207.28  
207.28  
11.07

~~072~~  
4.83 A.

-099

522.92

289.55  
289.55

AVE.


9.84 Ac.

825.35


OCT 1 1975

9148

DEC 1 1975



APPROVED LORAIN CO. MAP DEPT.	
DATE	9-30-75
PAGE	6-126
BY	Stallert
VOID AFTER	



DEDICATION PLAT

29 PGS. 17 & 18

415.36

525.06

-100

17.67 Ac.

~~079~~

22.68 Ac.

18 8-9-68

Man