



E r i e



101
1018
250
11-002
-019

TERA
2 003 222.73
3 004 209.09
4 005 195.46
5 006 181.82
6 007 168.18
7 008 154.55
8 009 140.91
9 010 127.28

BEACH
10 011 113.64
11 012 100
12 013
13 014
14 015
15 016 100
16 017 70
20

EDGEWATER

DR.

R. R.

00-002-500-001
PER. C.

8630
40

002
1.24 A.
741.42


930 X 3

APPROVED
LORAIN CO.
MAP DEPT.
DATE 3/5/69
BY R. V. Kelly

7-14-86
S.S.

2491

APR 3 1969



DR: 69